

# MULTI-BED SLEEPING





# MULTI-BED

## Configured to suit your requirements.

You can rely on chance when trying to find the perfect bed – or you can search systematically. With Multi-Bed, all the versions and dimensions are compatible with one another but also with other Multi furniture from hülsta. This provides you with a maximum degree of choice: Various cover upholsteries and cushions individualise your headboard and enhance the basic choice, besides lacquer colours and genuine wood veneers, there are also countless fabric and leather versions to choose from. Thanks to the flexible surface heights and optional storage space available, Multi-Bed unites comfort and function intelligently to create a most convincing system – and more importantly: Your own personal dream bed.

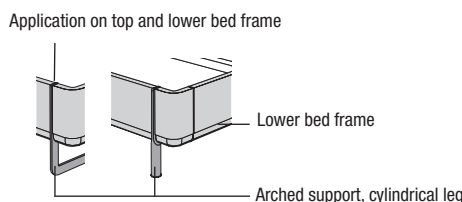
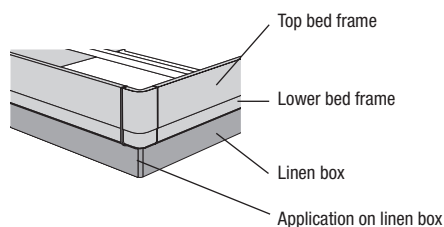
## Contents

	Page
Range introduction, lists of versions	2-3
<b>Beds:</b>	
Bed system	4
Bed accessories	5
<b>General information:</b>	
Special-sized products, special articles	6
Usable bed inside height and space under bed	7

## Lists of versions

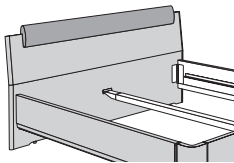
Version no.	Bed headboard, top and lower bed frame, headboard extension	Price group	Version no.	Linen box	Headboard upholstery
<b>1058</b> <b>2569</b> <b>2570</b> <b>2571</b> <b>2572</b> <b>2573</b> <b>0664</b>	Pure white lacquer Cream white lacquer (RAL 9001) Angora lacquer (RAL 060 8005) Sahara lacquer (RAL 060 7010) Cashmere lacquer (RAL 060 7005) Dark grey lacquer (RAL 000 4000) Anthracite lacquer	I I I I I I I	<b>1058</b> <b>0664</b>	Pure white lacquer Anthracite lacquer	hülsta cover collection
<b>2494</b> <b>1260</b> <b>2579</b> <b>2580</b> <b>2499</b> <b>1529</b>	Ash natura Natural oak Oak cashmere Oak grey Oak anthracite Core walnut	II II II II II II	<b>Version no.</b>	<b>Cylindrical leg, arched support, application on top and lower bed frame</b>	hülsta cover collection: see "hülsta cover collection" type list.
			<b>0463</b> <b>0464</b> <b>2333</b>	Matt chrome High-gloss chrome Anthracite structured lacquer	

Please state all the required versions clearly in the order!

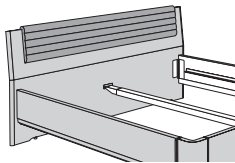


Headboards

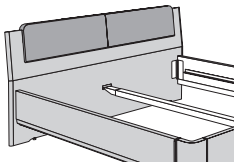
Wooden headboard



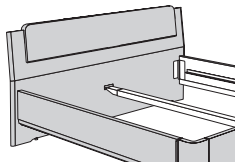
with headboard upholstery 1



with headboard upholstery 2  
(not available in genuine leather)



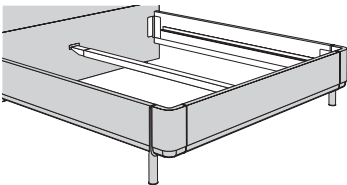
with headboard upholstery 3



with wooden headboard extension

Bed frame

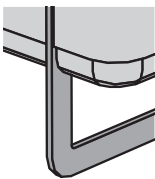
Wooden bed frame



in surface height 1 (standard)  
or surface height 2

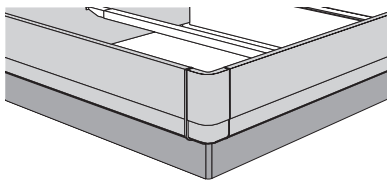
Bed accessories

Arched support




in surface height 1  
or surface height 2

Linen box



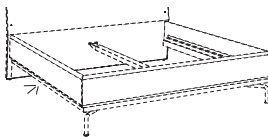
in surface height 1  
or surface height 2

Headboard lamps



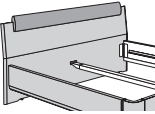
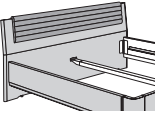
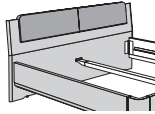
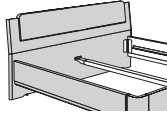
Lamps for headboard

LED bedside lamp



# Bed system with wooden headboard

Please also note the mattresses and base frames in the "Sleeping systems" type list!

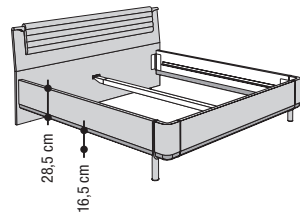
<b>Wooden headboard with bed frame in wooden version</b> Beds incl. support slats for base frames and mattresses • Adjustable in height by 3.2 cm downwards and upwards							
<b>Wooden headboard with cushion application in cover price group I-III</b>		with headboard upholstery 1 	with headboard upholstery 2 (not available in genuine leather) 	with headboard upholstery 3 	with wooden headboard extension 		
Inside dims. (in cm)	Outside dims. (in cm)	Type no.	Type no.	Type no.	Type no.	Price group	
						I	II
90x200	108.7x212.5	5221	5222	5223	5224	-	-
100x200	118.7x212.5	5231	5232	5233	5234	-	-
120x200	138.7x212.5	5241	5242	5243	5244	-	-
140x200	158.7x212.5	5251	5252	5253	5254	-	-
160x200	178.7x212.5	5261	5262	5263	5264	-	-
180x200	198.7x212.5	5271	5272	5273	5274	-	-
200x200	218.7x212.5	5281	5282	5283	5284	-	-
90x210	108.7x222.5	5321	5322	5323	5324	-	-
100x210	118.7x222.5	5331	5332	5333	5334	-	-
120x210	138.7x222.5	5341	5342	5343	5344	-	-
140x210	158.7x222.5	5351	5352	5353	5354	-	-
160x210	178.7x222.5	5361	5362	5363	5364	-	-
180x210	198.7x222.5	5371	5372	5373	5374	-	-
200x210	218.7x222.5	5381	5382	5383	5384	-	-
90x220	108.7x232.5	5421	5422	5423	5424	-	-
100x220	118.7x232.5	5431	5432	5433	5434	-	-
120x220	138.7x232.5	5441	5442	5443	5444	-	-
140x220	158.7x232.5	5451	5452	5453	5454	-	-
160x220	178.7x232.5	5461	5462	5463	5464	-	-
180x220	198.7x232.5	5471	5472	5473	5474	-	-
200x220	218.7x232.5	5481	5482	5483	5484	-	-
<b>Bed sizes:</b> Height with headboard upholstery 1 (resp. 2 or 3) or headboard extension: 100.8 cm (resp. 98.0 or 100.0 cm) or 100.0 cm Height of top rim of bed side: 45.0 resp. 50.0 cm * Space to floor: 16.5 cm Usable bed inside height (when support slats in bottom position): 18.0 cm  * Surface height: see here the information on page 5!							

Two surface heights, arched support, linen box, headboard lamps

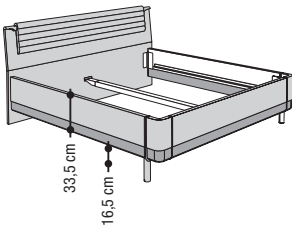
Two different surface heights

All beds are available in two different surface heights, optionally:  
with 28.5 cm high bed sides = surface height 1 (standard height) or  
with 33.5 cm high bed sides = surface height 2 = type **3010** (without surcharge)  
If surface height 2 is required, please state clearly in the order!  
The support slats are adjustable by 3.2 cm downwards and upwards,  
usable inside bed height: max. 18.0 cm

Surface height 1 (standard height)



Surface height 2



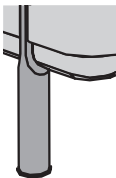
Surface height 2

<b>3010</b> without surcharge
----------------------------------

Arched support

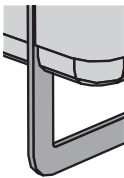
The beds have standard cylindrical legs. They are optionally available against a sur-charge with an arched support. Cylindrical legs and arched support optionally in matt chrome, high-gloss chrome or anthracite structured lacquer.  
**Please state the required version clearly in the order!**

Cylindrical leg (standard)



in matt chrome, high-gloss chrome or anthracite struc-tured lacquer

Arched support (surcharge)



in matt chrome, high-gloss chrome or anthracite struc-tured lacquer

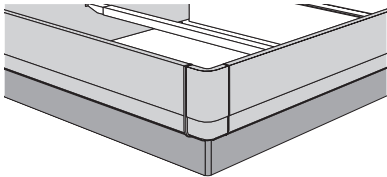
Surcharge for arched support

<b>3020</b> -
------------------

Linen box

The beds are optionally available against a surcharge with a linen box optionally in pure white or anthracite lacquer. **Please state clearly in the order!**

**Note:** To enjoy best use of the linen box, we recommend fitting the hülstafl ex comfort C base frame – back and foot section adjustable. The linen box is accessible by raising the foot section (LIFT function with gas pressure spring). The base frame is not part of the linen box and must be ordered separately.




Surcharge for linen box

	Type no.	
90 cm	<b>3090</b>	-
100 cm	<b>3100</b>	-
120 cm	<b>3120</b>	-
140 cm	<b>3140</b>	-
160 cm	<b>3160</b>	-
180 cm	<b>3180</b>	-
200 cm	<b>3200</b>	-

Swing-out LED bed reading lamps with swan-neck (set of 2)

Aluminium colour; for fitting left and right on headboard.  
Later fitting is not possible.



This product contains a light source of energy efficiency class D. 12 V.

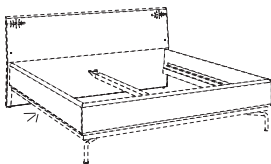


3.0 W

<b>978</b> -
-----------------

LED bedside lamp

Stainless steel colour; swivelling LED lamp with motion sensor and adjustable runtime.  
Cannot be fitted on beds with linen box.



This product contains a light source of energy efficiency class E. 12 V.



0.9 W

<b>895</b> -
-----------------

# Special-sized products

## Beds

Bed in special length 190 cm	99964	-
Bed with 2 footboards (all-round bed)	99967	-
Bed without extension	99968	without surcharge

More special-sized products are possible.  
Please get in touch with your customer advisor.

# Special articles

## Individual special-sized products

If the special-sized product that you require is so unusual that it cannot be illustrated with the many special sized products that we already provide and charge for, then we will quote you the price using a 33 unit type factor. In your order please state for us the relevant enquiry number and the 33 unit type factor stated.

33 -

## Special colours; Note on “Blue Angel” / Emissions label of DGM

### Special colours

All the hülsta lacquer colours are possible for nearly all the hülsta ranges.  
Availability and prices on request.

### Note on “Blue Angel” (RAL-UZ 38) and Emissions label of DGM (Class A)

It is possible that the requirements of the “Blue Angel” and the DGM Emissions Label cannot be met by some of the lacquer colours in price groups III and IV (see here the different lacquer versions in the NEO range), depending on the colour mix (surface ratio of these colours in the corresponding order). However, the legal requirements are definitely met in all cases!

**Note on usable bed inside height:**

The support slats of the hülsta beds are delivered in the centre position, i.e. they can be adjusted by 3.2 cm upwards and downwards. If the slats are set in the lowest position, the **maximum usable bed inside height** is achieved. In the case of some beds, the bed inside height is comparatively low. This means that mattresses in combination with base frames that are somewhat higher are not held so well by the bed side sections. Please note that the usable bed inside height of beds with height adjustable support slats is reduced when these are set higher.

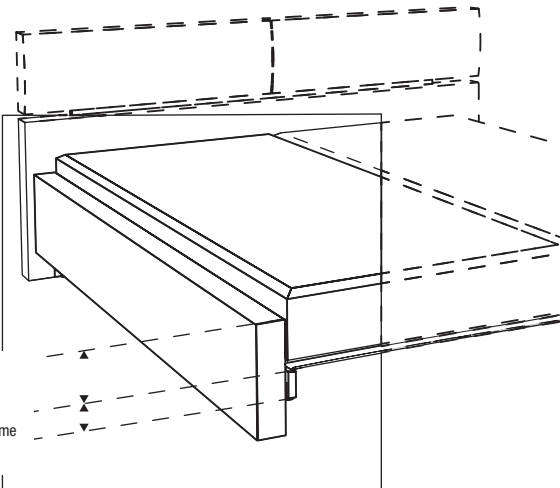
This is how to calculate the individual height from the data supplied with the base frames:

**Example: bed and hülsta flex basic B base frame**  
(back and foot sections adjustable)

**Max. usable bed inside height:**  
18.0 cm



approx. 12.5 cm for holding  
mattress  
  
5.5 cm total height of base frame  
(example: hülsta flex basic B)



**Note on space under bed:**

The storage space underneath the base frame is calculated from the bed height minus the usable bed inside height.

Example bed: 42.2 cm - 18.0 cm = 24.2 cm.

## **hülsta MULTI-BED**

Stand: E 7. 2023

Design and concept legally protected, subject to error and alterations to construction, colour and materials by way of technological progress.

hülsta-werke · Karl-Hüls-Straße 1 · D-48703 Stadthohe  
Tel. +49 (0) 2563 / 86-0 · Fax +49 (0) 2563 / 86-1000  
[www.huelsta.com](http://www.huelsta.com)

