
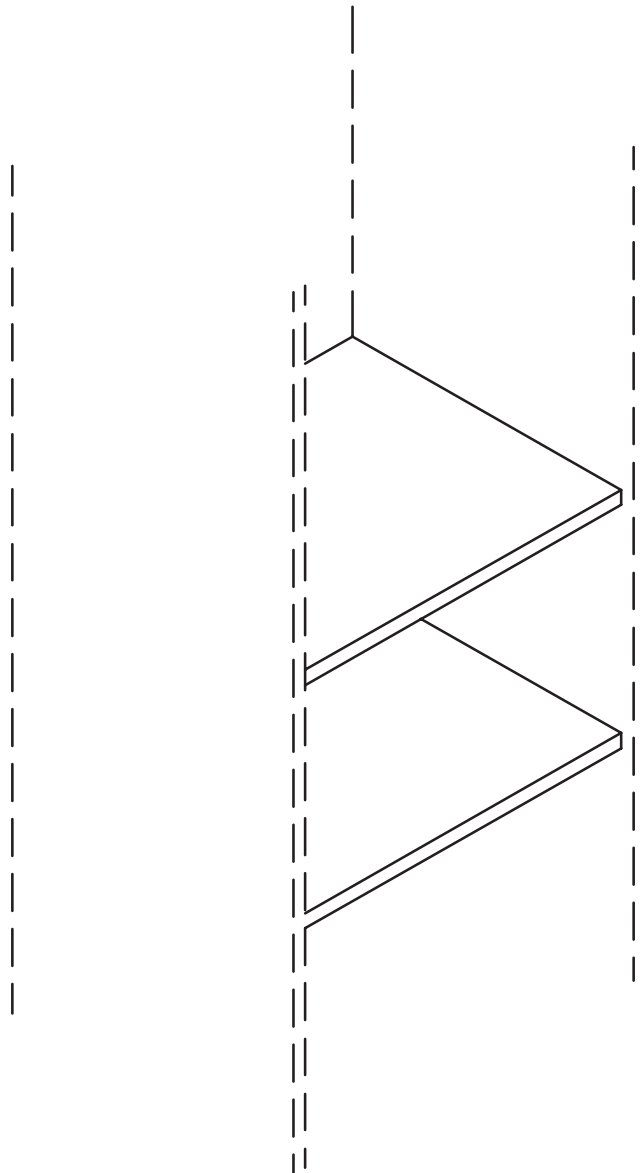




MONTAGEANLEITUNG
Einhängeborde
TYP 2151 / 2152 / 2171 / 2172
2101 / 2102
Fitted shelves
Tablettes
Boekenplanken



MONTAGEANLEITUNG · ASSEMBLY INSTRUCTION · NOTICE DE MONTAGE · MONTAGEHANDLEIDING



1221323

Lesen Sie zuerst die Anleitung und beginnen Sie dann mit der Montage

Before starting with the fitting, please read carefully the assembly instruction

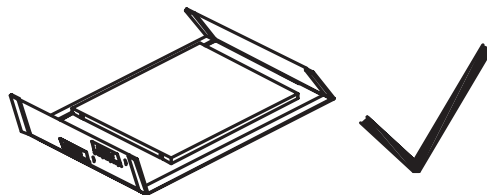
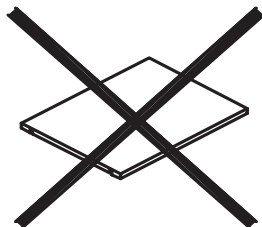

Avant de commencer avec le montage, nous vous prions de bien lire le notice de montage

Voordat uw met de montage begint, a.u.b. de montagehandleiding lezen

MONTAGEANLEITUNG
Einhängeborde
TYP 2151 / 2152 / 2171 /2172
2101 / 2102
 Fitted shelves
 Tablettes
 Boekenplanken



MONTAGE · ASSEMBLY · MONTAGE · MONTAGE



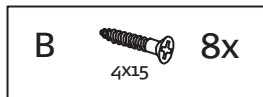
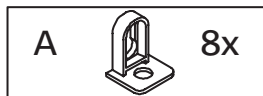
2x Beschlagbeutel now! 1070

Mat.-Nr.: 119710

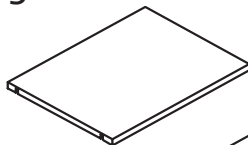
2x Accessories bag now! 1070

2x Sachets de ferrures now! 1070

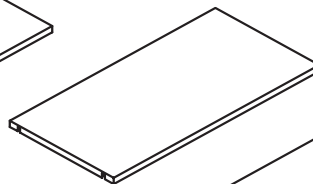
2x Zakjes met beslagdelen now! 1070



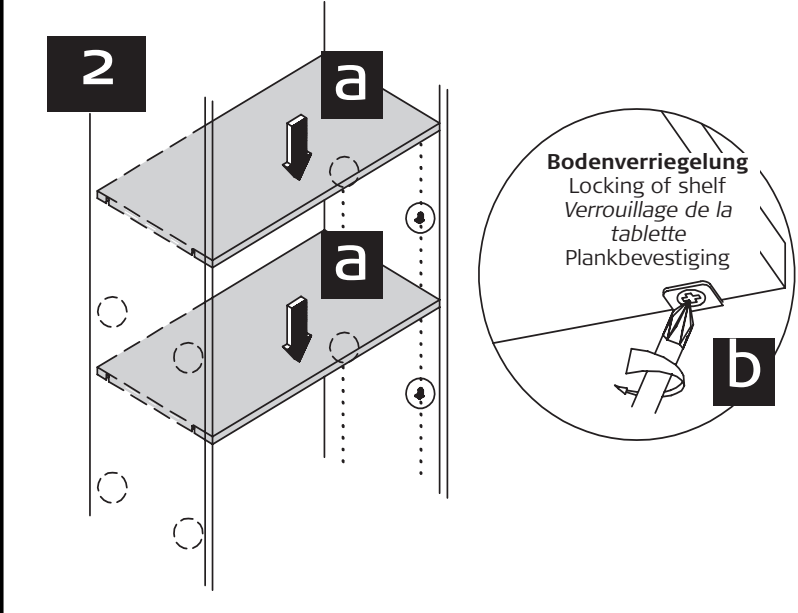
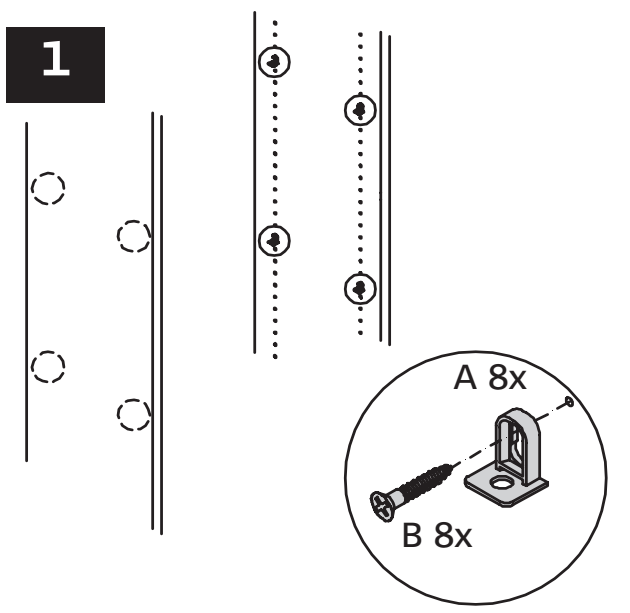
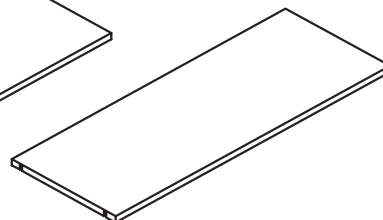
50er



75er



100er



Verehrter Kunde, hier haben Sie die Möglichkeit die mitgelieferten Schrauben nachzumessen!

Dear customer, here you find a possibility to measure the delivered screws!

Cher client, ici vous avez la possibilité de mesurer les vis livrées!

Beste klant, hier heeft uw de mogelijkheid de schroeven te meten!



SERVICE

Stand: 03.2008

hülsta-werke · Karl-Hüls-Straße 1 · 48703 Stadthoorn
 TEL.+49 2563 86-0 · FAX +49 2563 86-1417
 www.huelsta.com · info@huelsta.com

Mat.Nr.1221323

SEITE 2